

Shriehall Area (Hendon) Informal Consultation Parking Questionnaire






1. In an effort to understand your particular needs and get as clear a picture as possible, please tell us where you live. If you do not want to tell us your full name please ensure you give us your address and or post code - without it we won't know where the problems may be. Please provide your name, address and postcode.

	Response Count
	176
answered question	176
skipped question	1






2. Please Note that under the provisions of the Freedom of Information Act 2000, the Council may be obliged to disclose any information that it holds if a request is made for that information, unless it is covered by an exemption under the Act. This means that this information can not be held confidential and may be disclosed to any person. If you do not wish your personal data (such as your name and address) to be disclosed, please tick the box below.

	Response Percent	Response Count
I do not wish my personal data to be disclosed	100.0%	139
answered question		139
skipped question		38






3. Is this property your:

		Response Percent	Response Count
Home		96.6%	170
Business		0.0%	0
Both		0.6%	1
Other (please specify)		2.8%	5
answered question			176
skipped question			1



4. How many vehicles are there in the above household/business/other?

		Response Percent	Response Count
None		5.7%	10
One		36.8%	64
Two		44.3%	77
Three		10.9%	19
If more please specify		2.3%	4
answered question			174
skipped question			3



5. How many of these are parked on the street?

		Response Percent	Response Count
None		29.9%	52
One		51.1%	89
Two		16.7%	29
Three		1.1%	2
If more please specify		1.1%	2
answered question			174
skipped question			3

6. Are you a registered Blue Badge holder?

		Response Percent	Response Count
Yes		12.6%	22
No		87.4%	152
answered question			174
skipped question			3



7. Do you regularly find it difficult to find a space to park in your road?

		Response Percent	Response Count
Yes		25.3%	44
No		74.7%	130
answered question			174
skipped question			3

8. If yes, when do these problems mainly occur? (Please tick all boxes that apply)

	Morning	Afternoon	Evening	Night	Rating Count
Monday to Friday	82.9% (34)	75.6% (31)	43.9% (18)	19.5% (8)	41
Saturday	36.4% (4)	36.4% (4)	72.7% (8)	27.3% (3)	11
Sunday	40.0% (6)	66.7% (10)	66.7% (10)	26.7% (4)	15
answered question					43
skipped question					134



9. Do you ever have to park in neighbouring roads because there is no space in your own road?

		Response Percent	Response Count
Yes		22.9%	38
No		77.1%	128
answered question			166
skipped question			11












10. When does this mainly occur? (Please tick all boxes that apply)

	Morning	Afternoon	Evening	Night	Rating Count
Monday to Friday	85.3% (29)	73.5% (25)	38.2% (13)	11.8% (4)	34
Saturday	40.0% (2)	80.0% (4)	60.0% (3)	40.0% (2)	5
Sunday	62.5% (5)	100.0% (8)	75.0% (6)	37.5% (3)	8
answered question					37
skipped question					140

11. Do you find vehicles parking obstructively, unfairly and/or inconsiderately in your road?

		Response Percent	Response Count
Yes		36.6%	63
No		63.4%	109
answered question			172
skipped question			5



12. If yes, please give details (tick all boxes that apply)

		Response Percent	Response Count
Footway parking		22.6%	14
Double parking		11.3%	7
Vehicles left for long periods of time		61.3%	38
Inconsiderate businesses/customers		17.7%	11
Obstructions to through traffic		50.0%	31
Taking up more space than necessary		30.6%	19
Inconsiderate residents/visitors		41.9%	26
Obstructions to access/driveway		61.3%	38
Obstructed sightlines		38.7%	24
Vehicles not parking parallel to the kerb		25.8%	16
Other (please specify)		17.7%	11
answered question			62
skipped question			115

13. When do these problems mainly occur? (Please tick all boxes that apply)

	Morning	Afternoon	Evening	Night	Rating Count
Monday to Friday	83.0% (44)	71.7% (38)	49.1% (26)	18.9% (10)	53
Saturday	50.0% (8)	56.3% (9)	56.3% (9)	25.0% (4)	16
Sunday	63.6% (14)	59.1% (13)	59.1% (13)	27.3% (6)	22
answered question					56
skipped question					121



14. Do you find it difficult to turn at junctions in your road due to parked vehicles?

		Response Percent	Response Count
Yes		27.2%	46
No		72.8%	123
answered question			169
skipped question			8










15. If yes, please specify which junctions

	Response Count
	40
answered question	40
skipped question	137



16. Do parked vehicles in your road cause you problems as a pedestrian or non motorist (i.e. as a cyclist etc)?

		Response Percent	Response Count
Yes		9.6%	16
No		90.4%	151
answered question			167
skipped question			10










17. If yes, please give details (tick all boxes that apply)

		Response Percent	Response Count
Obstructed junctions		56.3%	9
Obstructed pedestrian crossing		25.0%	4
Footway parking		50.0%	8
Problems for pushchairs/wheelchairs		37.5%	6
Inconsiderate parking		62.5%	10
Heavy parking causing obstructions		68.8%	11
Obstructions to bus stops		12.5%	2
Dangerous for cyclists		31.3%	5
Other (please specify)		12.5%	2
answered question			16
skipped question			161

18. Do your visitors have problems parking in your road?

		Response Percent	Response Count
Yes		34.7%	59
No		65.3%	111
answered question			170
skipped question			7



19. If yes, please give details (tick all boxes that apply)

		Response Percent	Response Count
Difficult to find a space		80.7%	46
No parking available for visitors		43.9%	25
Heavy parking due to residents		26.3%	15
Heavy parking due to non-residents/business users		42.1%	24
Problems due to inconsiderate parking		29.8%	17
Problems only during school drop-off and pick-up times		19.3%	11
Too many parking restrictions		3.5%	2
Large vehicles/commercial vehicles in the road or immediate area parked taking up all the space		19.3%	11
Other (please specify)		14.0%	8
answered question			57
skipped question			120

20. When do these problems mainly occur? (Please tick all boxes that apply)

	Morning	Afternoon	Evening	Night	Rating Count
Monday to Friday	74.5% (41)	78.2% (43)	47.3% (26)	23.6% (13)	55
Saturday	52.9% (9)	70.6% (12)	64.7% (11)	41.2% (7)	17
Sunday	47.6% (10)	81.0% (17)	71.4% (15)	33.3% (7)	21
answered question					56
skipped question					121






21. When parking, do you experience problems on a regular basis from any outside public or business facility in close proximity to your road? (for example, schools, hospitals/medical centres, parks and recreation centres, public transport services, shops and restaurants etc)

		Response Percent	Response Count
Yes		23.8%	38
No		76.3%	122
answered question			160
skipped question			17







22. If yes, please give details.

	Response Count
	35
answered question	35
skipped question	142



23. In your opinion, how would you describe the volume of parked vehicles in the section of road around your property?

		Response Percent	Response Count
Very High		14.5%	24
High		21.8%	36
Moderate		41.8%	69
Low		10.9%	18
Very Low		10.9%	18
answered question			165
skipped question			12

24. How would you rate the effect that parking in your road has on you on a day to day basis?

		Response Percent	Response Count
Very High		9.6%	16
High		8.4%	14
Moderate		20.5%	34
Low		13.9%	23
Very Low		14.5%	24
It has no effect		33.1%	55
answered question			166
skipped question			11


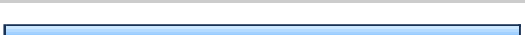
25. Are you happy with the current parking situation in your road?

		Response Percent	Response Count
Yes		74.2%	121
No		25.8%	42
answered question			163
skipped question			14

26. Would you like parking issues in your road to be investigated further?

		Response Percent	Response Count
Yes		29.3%	48
No		70.7%	116
Please give details (whether you have responded either yes or no)			94
answered question			164
skipped question			13



27. A Controlled Parking Zone is an area where all on-street parking is controlled either by signs, yellow lines or designated parking bays. It gives priority to residents and local businesses and their visitors, who must display their permits or vouchers to show their entitlement to park during the operational hours of the zone. Any vehicles that are parked illegally are liable to receive a penalty charge notice, issued by uniformed civil enforcement officers who would regularly patrol the area. Would you like your road to be included as part of a Controlled Parking Zone?

		Response Percent	Response Count
Yes		17.1%	28
No		82.9%	136
answered question			164
skipped question			13

28. If you have any further comments and suggestions regarding parking in your road, or if you have any parking issues elsewhere in the area (see plan of consultation area) that you would like to raise relating to this questionnaire, please use the space provided below.

	Response Count
	63
answered question	63
skipped question	114



29. Did you know that unless there are loading restrictions in force you can continuously load/unload on a yellow line for up to 40 minutes? You can also do this in a parking bay?

		Response Percent	Response Count
Yes		30.6%	48
No		69.4%	109
	answered question		157
	skipped question		20

30. Are you aware of the following pay methods for parking within Barnet?

	Yes	No	Rating Count
Residents Permits	87.1% (128)	12.9% (19)	147
Visitor Vouchers	78.6% (114)	21.4% (31)	145
Business Permits	63.0% (85)	37.0% (50)	135
Pay by Phone	94.5% (137)	5.5% (8)	145
PayPoint	52.7% (69)	48.1% (63)	131
Parking Vouchers	57.8% (78)	42.2% (57)	135
		Other (please specify)	8
		answered question	150
		skipped question	27

31. Are you: (Please tick one option only)

		Response Percent	Response Count
Female		42.9%	69
Male		57.1%	92
		answered question	161
		skipped question	16



32. In which age group do you fall? (Please tick one option only)

		Response Percent	Response Count
Under 18	<input type="checkbox"/>	0.6%	1
18-24	<input type="checkbox"/>	0.6%	1
25-34	<input type="checkbox"/>	14.8%	24
35-44	<input checked="" type="checkbox"/>	21.6%	35
45-54	<input type="checkbox"/>	20.4%	33
55-64	<input type="checkbox"/>	11.1%	18
65-74	<input type="checkbox"/>	14.8%	24
74+	<input type="checkbox"/>	16.0%	26
answered question			162
skipped question			15

33. What is your ethnic origin? (please tick one option only)

		Response Percent	Response Count
Asian or Asian British - Indian	<input type="checkbox"/>	1.3%	2
Asian or Asian British – Pakistani	<input type="checkbox"/>	0.0%	0
Asian or Asian British - Bangladeshi	<input type="checkbox"/>	0.0%	0
Asian or Asian British - Other	<input type="checkbox"/>	1.3%	2
Black or Black British - Caribbean	<input type="checkbox"/>	0.0%	0
Black or Black British – African	<input type="checkbox"/>	0.6%	1
Black or Black British - Other	<input type="checkbox"/>	0.0%	0
Mixed - White & Black Caribbean	<input type="checkbox"/>	0.0%	0
Mixed - White & Black African	<input type="checkbox"/>	0.0%	0
Mixed - White & Asian	<input type="checkbox"/>	1.3%	2
Mixed – Other	<input type="checkbox"/>	0.0%	0
Other - Chinese	<input type="checkbox"/>	0.6%	1
Other - Any ethnic group	<input type="checkbox"/>	1.9%	3
White – British	<input checked="" type="checkbox"/>	78.8%	123
White - Irish	<input type="checkbox"/>	0.6%	1
White - Greek/Greek Cypriot	<input type="checkbox"/>	0.6%	1
White - Turkish/Turkish Cypriot	<input type="checkbox"/>	0.0%	0
White - Any other	<input type="checkbox"/>	7.7%	12
Other (please specify)	<input type="checkbox"/>	5.1%	8
answered question			156
skipped question			21

34. Disability The Disability Discrimination Act 1995 defines a disability as, ‘A physical or mental impairment that has a substantial and long-term adverse effect on his or her ability to carry out normal day-to-day activities’. In this definition, long term is taken to mean more than 12 months and would cover long term illness such as cancer and HIV or mental health problems. Do you consider that you have a disability as defined by the Disability Discrimination Act? (Please tick one option only)

		Response Percent	Response Count
Yes		11.7%	19
No		88.3%	144
answered question			163
skipped question			14




35. If you have answered 'yes', please select the definition/s from the list below that best describes your disability/disabilities: (tick all that apply)

		Response Percent	Response Count
Hearing (such as: deaf, partially deaf or hard of hearing)		0.0%	0
Vision (such as blind or fractional/partial sight. Does not include people whose visual problems can be corrected by glass/contact lenses)	<input checked="" type="checkbox"/>	5.3%	1
Speech (such as impairments that can cause communication problems)		0.0%	0
Mobility (such as wheelchair user, artificial lower limb(s), walking aids, rheumatism or arthritis)	<input checked="" type="checkbox"/>	26.3%	5
Physical co-ordination (such as manual dexterity, muscular control, cerebral palsy)	<input checked="" type="checkbox"/>	5.3%	1
Reduced physical capacity (such as inability to lift, carry or otherwise move everyday objects, debilitating pain and lack of strength, breath, energy or stamina, asthma, angina or diabetes)	<input checked="" type="checkbox"/>	42.1%	8
Severe disfigurement		0.0%	0
Learning difficulties (such as dyslexia)		0.0%	0
Mental illness (substantial and lasting more than a year, such as severe depression or psychoses)		0.0%	0
Other (please specify)	<input checked="" type="checkbox"/>	21.1%	4
answered question			19
skipped question			158

36. Religion or belief (Tick one box only)

		Response Percent	Response Count
Agnostic	<input type="checkbox"/>	0.7%	1
Atheist	<input type="checkbox"/>	0.0%	0
Baha'I	<input type="checkbox"/>	0.0%	0
Buddhist	<input type="checkbox"/>	0.7%	1
Christian	<input type="checkbox"/>	9.6%	14
Hindu	<input type="checkbox"/>	1.4%	2
Humanist	<input type="checkbox"/>	0.7%	1
Jain	<input type="checkbox"/>	0.0%	0
Jewish	<input checked="" type="checkbox"/>	80.1%	117
Muslim	<input type="checkbox"/>	2.1%	3
Sikh	<input type="checkbox"/>	0.0%	0
No Religion	<input type="checkbox"/>	3.4%	5
Other (please specify)	<input type="checkbox"/>	1.4%	2
answered question			146
skipped question			31

37. Do you think the questionnaire has met the criteria mentioned above and enabled you to get your views across?

		Response Percent	Response Count
Yes		69.9%	109
No		3.2%	5
Please comment (whether you have responded either yes or no)			
		26.9%	42
		answered question	156
		skipped question	21